



# Survival Guide




BY: Alexandra Valdez



# What you should have as school objects

- Binders, paper separators, and paper with all that together in a binder
- Always have pencils (with an eraser) , highlighters, pens, and a ruler
- Always have your school books, notebooks, classes on paper, homework, and especially flashcards



# How to find your classes on campus

---




- You firstly enter the school and look on the left wall on the first building and you should find your name and it should say what grade your in and also what class number also
- Than you find your class building number than you go to that class and your teacher will give each one of you a paper for the rest of your classes and after that class you go to the next
- So as you fine the rest of your classes you repeat those classes for the rest of the year. (make sure you don't lose your paper).



# How to get your lunch

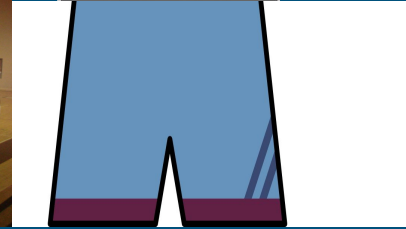
- There would be a building almost in the middle of the campus and you would see a huge line for lunch than you go in that line and wait till you go to the cafeteria, as you would enter the cafeteria you would have you paper from your classes and on the very top there is a student ID.
- As you find your student ID and get your lunch, you have to enter the number on the keypad than you go into the other cafeteria and eat there or you can eat outside than as the bell rings you throw away your food than go to your next class
- (make sure you still keep your paper for your classes)



# ID



# How to get and buy P.E clothes



- You will go to the beginning of school conference and will go to the office and sign a paper and pay to buy the things your getting and you will get the uniform and start wearing on the second week of school
- As you get your clothes for P.Ee you will have to wear them everyday and if they get dirty you can take the home and get them washed( make sure you never wear your actual clothes only school)
- If you can't afford any or didn't get any you can borrow the schools handy down P.E clothes and still go to P.E. (you can skip P.E if your hurt or injured, but no Faking).

# How to always show teachers good attitude and good behavior

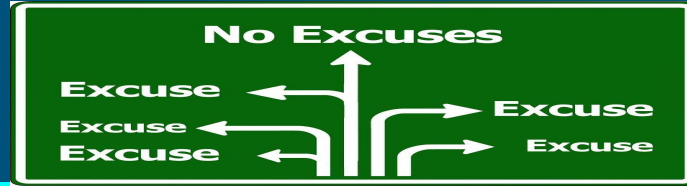


- Always have good attitude and always have permission to do something and to especially never touch someones else's things
- Always turn your work in to make teacher think and know your a good student and you do your work
- Always be respectful, never have excuses, always do homework, and always never speak out of turn

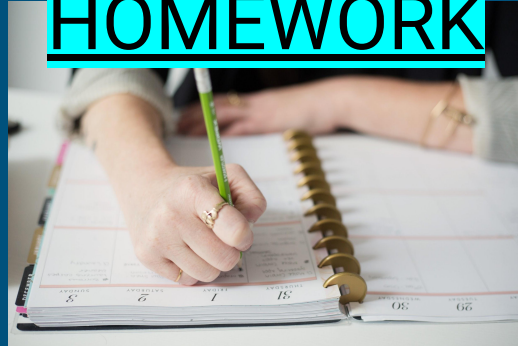
attitude



turn



**HOMEWORK**





# How to always keep track on your homework

---

- When you are given an assignment make sure you start it right away and never later than its due or never just ignore it and not do it
- Always have things turned in on time and correctly
- Keep all your homework clean, organized, and never have excuses to why you should never do it or why you didn't do it



**START**



**DEADLINE**



**NO EXCUSES**



# How to be a good middle schooler example for the younger ones

- Never say bad words or show and say things to the younger ones that they are not Supposed to hear, say or see
- Always show manners and how to be respectful and what are some other ways to do good in school
- Show how you can do good and how grades can get better and how to always do your work, and always ask if someone else needs help

